

# FORM NO. MGT-7

[Pursuant to sub-Section(1) of section 92 of the Companies Act, 2013 and sub-rule (1) of rule 11of the Companies (Management and Administration) Rules, 2014]



सत्यमेव जयते

# Annual Return

Form language  English  Hindi

Refer the instruction kit for filing the form.

## I. REGISTRATION AND OTHER DETAILS

(i) \* Corporate Identification Number (CIN) of the company

U24239MH1990PTC057075

Pre-fill

Global Location Number (GLN) of the company

\* Permanent Account Number (PAN) of the company

AAACP2657F

(ii) (a) Name of the company

PRIVI LIFE SCIENCES PRIVATE L

(b) Registered office address

PRIVI HOUSE, A-71, TTC, THANE BELAPUR ROAD,  
NEAR KOPAR KHAIRANE RAILWAY STATION  
NAVI MUMBAI  
Maharashtra  
400709

(c) \*e-mail ID of the company

rameshk@privi.co.in

(d) \*Telephone number with STD code

02233043500

(e) Website

www.privilifesciences.com

(iii) Date of Incorporation

29/06/1990

(iv)	Type of the Company	Category of the Company	Sub-category of the Company
	Private Company	Company limited by shares	Indian Non-Government company

(v) Whether company is having share capital

Yes  No

(vi) \*Whether shares listed on recognized Stock Exchange(s)

Yes  No

(vii) \*Financial year From date  (DD/MM/YYYY) To date  (DD/MM/YYYY)

(viii) \*Whether Annual general meeting (AGM) held  Yes  No

(a) If yes, date of AGM

(b) Due date of AGM

(c) Whether any extension for AGM granted  Yes  No

(d) If yes, provide the Service Request Number (SRN) of the application form filed for extension

(e) Extended due date of AGM after grant of extension

(f) Specify the reasons for not holding the same

The Annual General Meeting of the Company to be held on December 31, 2020 as extension is granted till December 31, 2020 due to COVID-19 pandemic situation.

## II. PRINCIPAL BUSINESS ACTIVITIES OF THE COMPANY

\*Number of business activities

S.No	Main Activity group code	Description of Main Activity group	Business Activity Code	Description of Business Activity	% of turnover of the company
1	C	Manufacturing	C6	Chemical and chemical products, pharmaceuticals, medicinal chemical and	100

## III. PARTICULARS OF HOLDING, SUBSIDIARY AND ASSOCIATE COMPANIES (INCLUDING JOINT VENTURES)

\*No. of Companies for which information is to be given

S.No	Name of the company	CIN / FCRN	Holding/ Subsidiary/Associate/ Joint Venture	% of shares held
1	PRIVI LIFE SCIENCES (RWANDA)		Subsidiary	100

## IV. SHARE CAPITAL, DEBENTURES AND OTHER SECURITIES OF THE COMPANY

(i) \*SHARE CAPITAL

(a) Equity share capital

Particulars	Authorised capital	Issued capital	Subscribed capital	Paid up capital
Total number of equity shares	13,900,000	12,240,660	12,240,660	12,240,660
Total amount of equity shares (in Rupees)	139,000,000	122,406,600	122,406,600	122,406,600

Number of classes

1

Class of Shares	Authorised capital	Issued capital	Subscribed capital	Paid up capital
Equity Shares of Rs. 10/- each				
Number of equity shares	13,900,000	12,240,660	12,240,660	12,240,660
Nominal value per share (in rupees)	10	10	10	10
Total amount of equity shares (in rupees)	139,000,000	122,406,600	122,406,600	122,406,600

**(b) Preference share capital**

Particulars	Authorised capital	Issued capital	Subscribed capital	Paid-up capital
Total number of preference shares	1,100,000	0	0	0
Total amount of preference shares (in rupees)	11,000,000	0	0	0

Number of classes

1

Class of shares	Authorised capital	Issued capital	Subscribed capital	Paid up capital
Preference Shares of Rs. 10/- each				
Number of preference shares	1,100,000	0	0	0
Nominal value per share (in rupees)	10	10	10	10
Total amount of preference shares (in rupees)	11,000,000	0	0	0

**(c) Unclassified share capital**

Particulars	Authorised Capital
Total amount of unclassified shares	0

**(d) Break-up of paid-up share capital**

Class of shares	Number of shares	Total nominal amount	Total Paid-up amount	Total premium
<b>Equity shares</b>				
<b>At the beginning of the year</b>	1,110,965	111,096,500	111,096,500	
<b>Increase during the year</b>	113,101	11,310,100	11,310,100	45,240,400
i. Public Issues	0	0	0	0
ii. Rights issue	108,101	10,810,100	10,810,100	43,240,400
iii. Bonus issue	0	0	0	0
iv. Private Placement/ Preferential allotment	0	0	0	0

v. ESOPs	0	0	0	0
vi. Sweat equity shares allotted	0	0	0	0
vii. Conversion of Preference share	0	0	0	0
viii. Conversion of Debentures	0	0	0	0
ix. GDRs/ADRs	0	0	0	0
x. Others, specify				
Conversion of Loan into Equity Shares	5,000	500,000	500,000	2,000,000
<b>Decrease during the year</b>	0	0	0	0
i. Buy-back of shares	0	0	0	0
ii. Shares forfeited	0	0	0	0
iii. Reduction of share capital	0	0	0	0
iv. Others, specify				
<b>At the end of the year</b>	1,224,066	122,406,600	122,406,600	
<b>Preference shares</b>				
<b>At the beginning of the year</b>	0	0	0	
<b>Increase during the year</b>	0	0	0	0
i. Issues of shares	0	0	0	0
ii. Re-issue of forfeited shares	0	0	0	0
iii. Others, specify				
<b>Decrease during the year</b>	0	0	0	0
i. Redemption of shares	0	0	0	0
ii. Shares forfeited	0	0	0	0
iii. Reduction of share capital	0	0	0	0
iv. Others, specify				
<b>At the end of the year</b>	0	0	0	

(ii) Details of stock split/consolidation during the year (for each class of shares)

2

Class of shares		(i)	(ii)	(iii)
Before split / Consolidation	Number of shares	1,390,000	110,000	
	Face value per share	100	100	
After split / Consolidation	Number of shares	13,900,000	1,100,000	
	Face value per share	10	10	

**(iii) Details of shares/Debentures Transfers since closure date of last financial year (or in the case of the first return at any time since the incorporation of the company) \***

- Nil  
 [Details being provided in a CD/Digital Media]  Yes  No  Not Applicable
- Separate sheet attached for details of transfers  Yes  No

Note: In case list of transfer exceeds 10, option for submission as a separate sheet attachment or submission in a CD/Digital Media may be shown.

Date of the previous annual general meeting		<input type="text"/>	
Date of registration of transfer (Date Month Year)		<input type="text"/>	
Type of transfer	<input type="text"/>	1 - Equity, 2- Preference Shares,3 - Debentures, 4 - Stock	
Number of Shares/ Debentures/ Units Transferred	<input type="text"/>	Amount per Share/ Debenture/Unit (in Rs.)	<input type="text"/>
Ledger Folio of Transferor		<input type="text"/>	
Transferor's Name	<input type="text"/>	<input type="text"/>	<input type="text"/>
	Surname	middle name	first name
Ledger Folio of Transferee		<input type="text"/>	
Transferee's Name	<input type="text"/>	<input type="text"/>	<input type="text"/>
	Surname	middle name	first name

Date of registration of transfer (Date Month Year) <input type="text"/>			
Type of transfer	<input type="text"/>	1 - Equity, 2- Preference Shares,3 - Debentures, 4 - Stock	
Number of Shares/ Debentures/ Units Transferred	<input type="text"/>	Amount per Share/ Debenture/Unit (in Rs.)	<input type="text"/>
Ledger Folio of Transferor		<input type="text"/>	
Transferor's Name	<input type="text"/>	<input type="text"/>	<input type="text"/>
	Surname	middle name	first name
Ledger Folio of Transferee		<input type="text"/>	
Transferee's Name	<input type="text"/>	<input type="text"/>	<input type="text"/>
	Surname	middle name	first name

**(iv) \*Indebtedness including debentures (Outstanding as at the end of financial year)**

Particulars	Number of units	Nominal value per unit	Total value
Non-convertible debentures	0	0	0
Partly convertible debentures	0	0	0
Fully convertible debentures	0	0	0
Secured Loans (including interest outstanding/accrued but not due for payment) excluding deposits			77,649,172
Unsecured Loans (including interest outstanding/accrued but not due for payment) excluding deposits			89,555,462
Deposit			0
<b>Total</b>			167,204,634

**Details of debentures**

Class of debentures	Outstanding as at the beginning of the year	Increase during the year	Decrease during the year	Outstanding as at the end of the year
Non-convertible debentures	0	0	0	0
Partly convertible debentures	0	0	0	0
Fully convertible debentures	0	0	0	0

**(v) Securities (other than shares and debentures)**

0

Type of Securities	Number of Securities	Nominal Value of each Unit	Total Nominal Value	Paid up Value of each Unit	Total Paid up Value
<b>Total</b>					

**V. \*Turnover and net worth of the company (as defined in the Companies Act, 2013)****(i) Turnover**

561,153,347

**(ii) Net worth of the Company**

143,498,032

**VI. (a) \*SHARE HOLDING PATTERN - Promoters**

S. No.	Category	Equity	Preference
--------	----------	--------	------------

		Number of shares	Percentage	Number of shares	Percentage
1.	Individual/Hindu Undivided Family				
	(i) Indian	3,250,320	26.55	0	
	(ii) Non-resident Indian (NRI)	0	0	0	
	(iii) Foreign national (other than NRI)	0	0	0	
2.	Government				
	(i) Central Government	0	0	0	
	(ii) State Government	0	0	0	
	(iii) Government companies	0	0	0	
3.	Insurance companies	0	0	0	
4.	Banks	0	0	0	
5.	Financial institutions	0	0	0	
6.	Foreign institutional investors	0	0	0	
7.	Mutual funds	0	0	0	
8.	Venture capital	0	0	0	
9.	Body corporate (not mentioned above)	4,842,180	39.56	0	
10.	Others	0	0	0	
	<b>Total</b>	8,092,500	66.11	0	0

**Total number of shareholders (promoters)**

22

**(b) \*SHARE HOLDING PATTERN - Public/Other than promoters**

S. No.	Category	Equity		Preference	
		Number of shares	Percentage	Number of shares	Percentage
1.	Individual/Hindu Undivided Family				
	(i) Indian	591,370	4.83	0	
	(ii) Non-resident Indian (NRI)	2,383,000	19.47	0	
	(iii) Foreign national (other than NRI)	0	0	0	



2.	Government				
	(i) Central Government	0	0	0	
	(ii) State Government	0	0	0	
	(iii) Government companies	0	0	0	
3.	Insurance companies	0	0	0	
4.	Banks	0	0	0	
5.	Financial institutions	0	0	0	
6.	Foreign institutional investors	0	0	0	
7.	Mutual funds	0	0	0	
8.	Venture capital	0	0	0	
9.	Body corporate (not mentioned above)	1,173,790	9.59	0	
10.	Others	0	0	0	
	<b>Total</b>	4,148,160	33.89	0	0

**Total number of shareholders (other than promoters)**

25

**Total number of shareholders (Promoters+Public/  
Other than promoters)**

47

**VII. \*NUMBER OF PROMOTERS, MEMBERS, DEBENTURE HOLDERS  
(Details, Promoters, Members (other than promoters), Debenture holders)**

Details	At the beginning of the year	At the end of the year
Promoters	21	22
Members (other than promoters)	6	25
Debenture holders	0	0

**VIII. DETAILS OF DIRECTORS AND KEY MANAGERIAL PERSONNEL**

**(A) \*Composition of Board of Directors**




Category	Number of directors at the beginning of the year		Number of directors at the end of the year		Percentage of shares held by directors as at the end of year	
	Executive	Non-executive	Executive	Non-executive	Executive	Non-executive

<b>A. Promoter</b>	1	2	1	2	3.43	3.36
<b>B. Non-Promoter</b>	0	0	0	0	0	0
(i) Non-Independent	0	0	0	0	0	0
(ii) Independent	0	0	0	0	0	0
<b>C. Nominee Directors representing</b>	0	0	0	0	0	0
(i) Banks & FIs	0	0	0	0	0	0
(ii) Investing institutions	0	0	0	0	0	0
(iii) Government	0	0	0	0	0	0
(iv) Small share holders	0	0	0	0	0	0
(v) Others	0	0	0	0	0	0
<b>Total</b>	<b>1</b>	<b>2</b>	<b>1</b>	<b>2</b>	<b>3.43</b>	<b>3.36</b>

**Number of Directors and Key managerial personnel (who is not director) as on the financial year end date**

3

**(B) (i) \*Details of directors and Key managerial personnel as on the closure of financial year**

Name	DIN/PAN	Designation	Number of equity share(s) held	Date of cessation (after closure of financial year : If any)
ANOOP PURSHOTAM 	00185218	Director	299,760	
VINAYKUMAR DOPPALA 	00502279	Director	111,580	
RAMAKRISHNAN SUN 	05317973	Managing Director	420,000	

**(ii) Particulars of change in director(s) and Key managerial personnel during the year**

1

Name	DIN/PAN	Designation at the beginning / during the financial year	Date of appointment/ change in designation/ cessation	Nature of change (Appointment/ Change in designation/ Cessation)
ANUSHA SINGI	FWPPS4198H	Company Secretary	29/11/2019	Cessation

**IX. MEETINGS OF MEMBERS/CLASS OF MEMBERS/BOARD/COMMITTEES OF THE BOARD OF DIRECTORS**

**A. MEMBERS/CLASS /REQUISITIONED/NCLT/COURT CONVENED MEETINGS**

Number of meetings held

2

Type of meeting	Date of meeting	Total Number of Members entitled to attend meeting	Attendance	
			Number of members attended	% of total shareholding
Annual General Meeting	30/09/2019	46	36	68.29
Extra-Ordinary General Meeting	05/09/2019	39	29	67.43

## B. BOARD MEETINGS

\*Number of meetings held

11

S. No.	Date of meeting	Total Number of directors associated as on the date of meeting	Attendance	
			Number of directors attended	% of attendance
1	08/04/2019	3	3	100
2	01/05/2019	3	3	100
3	24/05/2019	3	3	100
4	08/08/2019	3	3	100
5	16/08/2019	3	3	100
6	27/08/2019	3	3	100
7	16/09/2019	3	3	100
8	12/10/2019	3	3	100
9	01/11/2019	3	3	100
10	18/11/2019	3	3	100
11	02/03/2020	3	3	100

## C. COMMITTEE MEETINGS

Number of meetings held

S. No.	Type of meeting	Date of meeting	Total Number of Members as on the date of the meeting	Attendance	
				Number of members attended	% of attendance
1					

## D. \*ATTENDANCE OF DIRECTORS

S. No.	Name of the director	Board Meetings			Committee Meetings			Whether attended AGM held on
		Number of Meetings which director was entitled to attend	Number of Meetings attended	% of attendance	Number of Meetings which director was entitled to attend	Number of Meetings attended	% of attendance	
1	ANOOP PURS	11	11	100	0	0	0	
2	VINAYKUMAF	11	11	100	0	0	0	
3	RAMAKRISHN	11	11	100	0	0	0	

**X. \*REMUNERATION OF DIRECTORS AND KEY MANAGERIAL PERSONNEL**

Nil

Number of Managing Director, Whole-time Directors and/or Manager whose remuneration details to be entered

1

S. No.	Name	Designation	Gross Salary	Commission	Stock Option/Sweat equity	Others	Total Amount
1	RAMAKRISHNAN S	Managing Director	600,000	0	0	0	600,000
	Total		600,000	0	0	0	600,000

Number of CEO, CFO and Company secretary whose remuneration details to be entered

1

S. No.	Name	Designation	Gross Salary	Commission	Stock Option/Sweat equity	Others	Total Amount
1	ANUSHA SINGI	COMPANY SECRETARY	281,321	0	0	0	281,321
	Total		281,321	0	0	0	281,321

Number of other directors whose remuneration details to be entered

0

S. No.	Name	Designation	Gross Salary	Commission	Stock Option/Sweat equity	Others	Total Amount
1							0
	Total						

**XI. MATTERS RELATED TO CERTIFICATION OF COMPLIANCES AND DISCLOSURES**

\* A. Whether the company has made compliances and disclosures in respect of applicable provisions of the Companies Act, 2013 during the year  Yes  No

B. If No, give reasons/observations

**XII. PENALTY AND PUNISHMENT - DETAILS THEREOF**(A) DETAILS OF PENALTIES / PUNISHMENT IMPOSED ON COMPANY/DIRECTORS /OFFICERS  Nil 

Name of the company/ directors/ officers	Name of the court/ concerned Authority	Date of Order	Name of the Act and section under which penalised / punished	Details of penalty/ punishment	Details of appeal (if any) including present status

(B) DETAILS OF COMPOUNDING OF OFFENCES  Nil 

Name of the company/ directors/ officers	Name of the court/ concerned Authority	Date of Order	Name of the Act and section under which offence committed	Particulars of offence	Amount of compounding (in Rupees)

**XIII. Whether complete list of shareholders, debenture holders has been enclosed as an attachment** Yes  No**XIV. COMPLIANCE OF SUB-SECTION (2) OF SECTION 92, IN CASE OF LISTED COMPANIES**

In case of a listed company or a company having paid up share capital of Ten Crore rupees or more or turnover of Fifty Crore rupees or more, details of company secretary in whole time practice certifying the annual return in Form MGT-8.

Name 

Whether associate or fellow

 Associate  FellowCertificate of practice number **I/We certify that:**

(a) The return states the facts, as they stood on the date of the closure of the financial year aforesaid correctly and adequately.

(b) Unless otherwise expressly stated to the contrary elsewhere in this Return, the Company has complied with all the provisions of the Act during the financial year.

(c) The company has not, since the date of the closure of the last financial year with reference to which the last return was submitted or in the case of a first return since the date of the incorporation of the company, issued any invitation to the public to subscribe for any securities of the company.

(d) Where the annual return discloses the fact that the number of members, (except in case of a one person company), of the company exceeds two hundred, the excess consists wholly of persons who under second proviso to clause (ii) of sub-section (68) of section 2 of the Act are not to be included in reckoning the number of two hundred.

**Declaration**I am Authorised by the Board of Directors of the company vide resolution no. ...  dated 

(DD/MM/YYYY) to sign this form and declare that all the requirements of the Companies Act, 2013 and the rules made thereunder in respect of the subject matter of this form and matters incidental thereto have been complied with. I further declare that:

- Whatever is stated in this form and in the attachments thereto is true, correct and complete and no information material to the subject matter of this form has been suppressed or concealed and is as per the original records maintained by the company.
- All the required attachments have been completely and legibly attached to this form.

**Note: Attention is also drawn to the provisions of Section 447, section 448 and 449 of the Companies Act, 2013 which provide for punishment for fraud, punishment for false statement and punishment for false evidence respectively.**

To be digitally signed by

Director

DIN of the director

00502279

To be digitally signed by

Company Secretary

Company secretary in practice

Membership number

Certificate of practice number

**Attachments**

1. List of share holders, debenture holders
2. Approval letter for extension of AGM;
3. Copy of MGT-8;
4. Optional Attachment(s), if any

Attach

Attach

Attach

Attach

**List of attachments**

Remove attachment

Modify

Check Form

Prescrutiny

Submit

**This eForm has been taken on file maintained by the Registrar of Companies through electronic mode and on the basis of statement of correctness given by the company**